




**STONE
CREEK**
PRODUCTS

Real people.
Real projects.



LAKE SIDE SERIES

The LAKE SIDE series is offered in a tumbled paver for a more weathered, old-world look or a non-tumbled paver for crisper, cleaner more refined lines.



SADDLEBROOK




SONORA



MOUNTAIN ASH




OCEAN SAND



CANYON BLEND

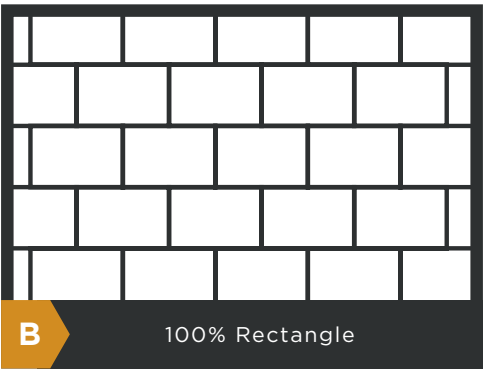
The **LAKE SIDE** series is also available in our bold, vibrant **PREMIER** colors (see page 11).

LAKE SIDE LAYING PATTERNS



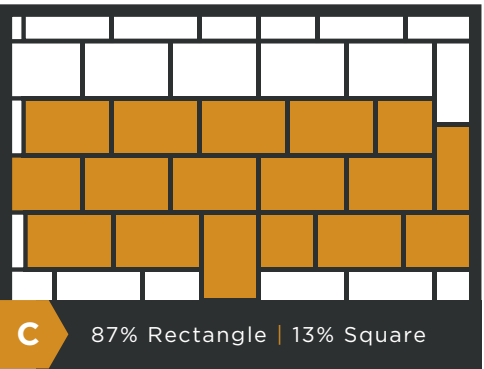
A

100% Square



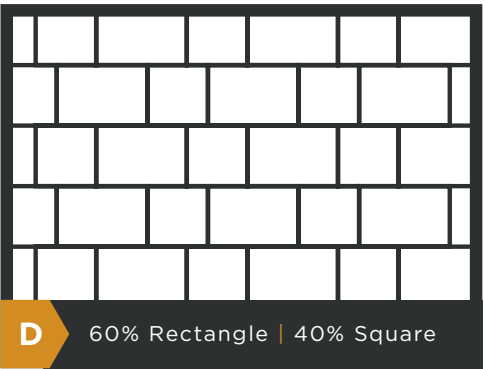
B

100% Rectangle



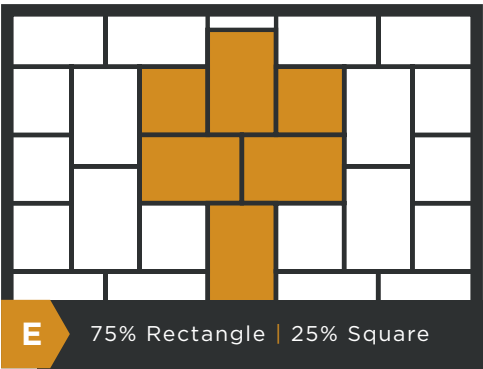
C

87% Rectangle | 13% Square



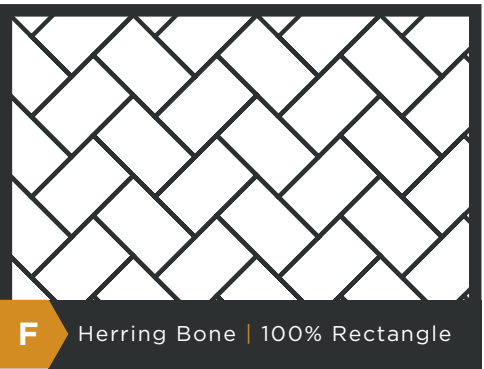
D

60% Rectangle | 40% Square



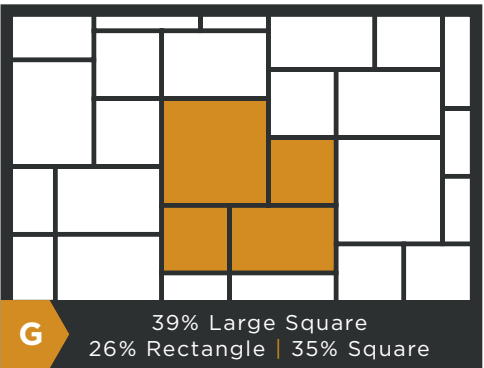
E

75% Rectangle | 25% Square



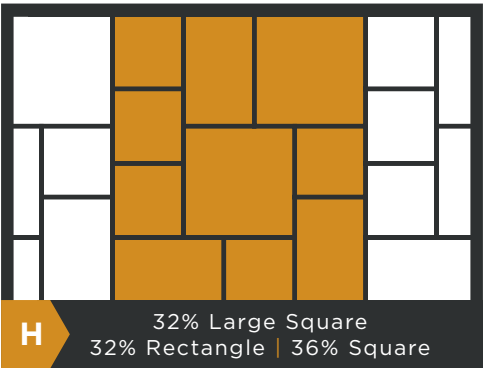
F

Herring Bone | 100% Rectangle



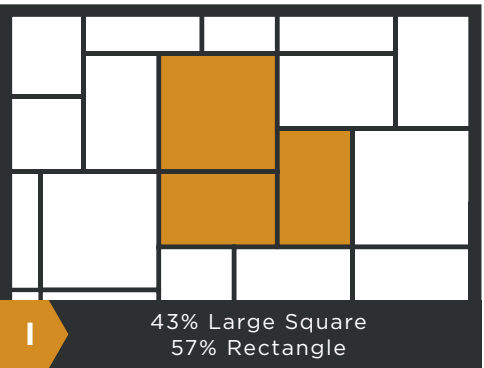
G

39% Large Square
26% Rectangle | 35% Square



H

32% Large Square
32% Rectangle | 36% Square



I

43% Large Square
57% Rectangle

LAKE SIDE PAVERS ARE AVAILABLE IN THESE SIZES:



SQUARE
6" x 6"



RECTANGLE
6" x 9"



LARGE SQUARE
9" x 9"




LARGE RECTANGLE
9" x 12"



RIVERVIEW SERIES


The rustic RIVERVIEW series creates a feel that transforms your outdoor space into an old-world treasure.




SADDLEBROOK




SONORA



MOUNTAIN ASH




OCEAN SAND



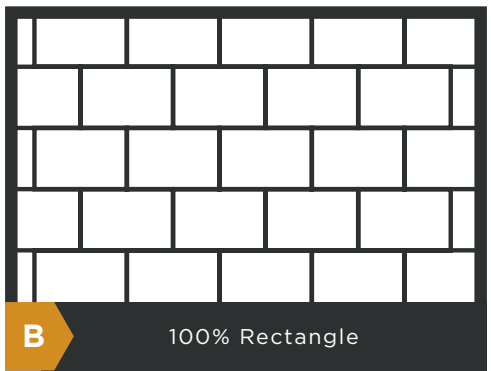
CANYON BLEND

The **RIVERVIEW** series is also available in our bold, vibrant **PREMIER** colors (see page 11).

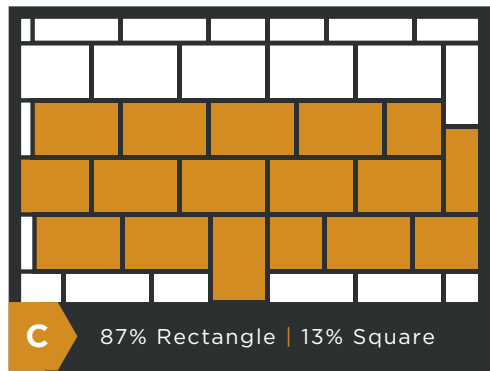
RIVERVIEW LAYING PATTERNS



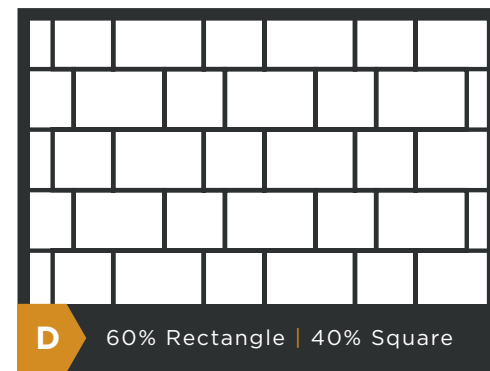
A 100% Square



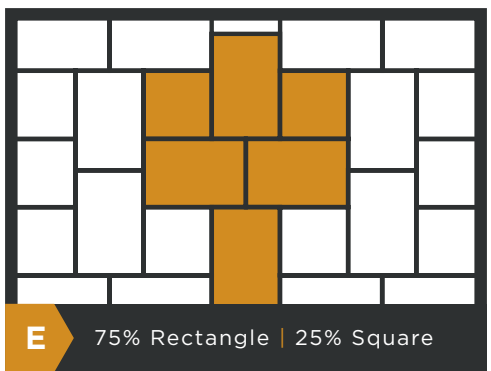
B 100% Rectangle



C 87% Rectangle | 13% Square



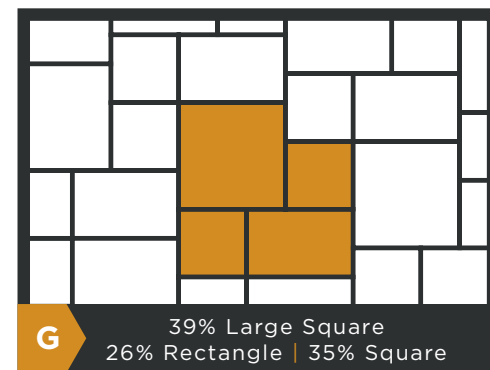
D 60% Rectangle | 40% Square



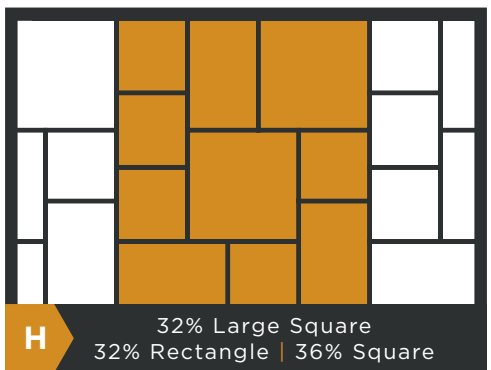
E 75% Rectangle | 25% Square



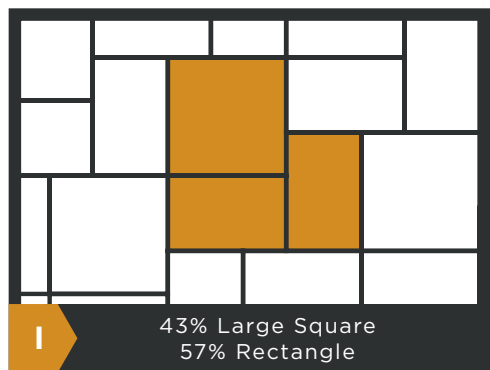
F Herring Bone | 100% Rectangle



G 39% Large Square
26% Rectangle | 35% Square



H 32% Large Square
32% Rectangle | 36% Square



I 43% Large Square
57% Rectangle

RIVERVIEW PAVERS ARE AVAILABLE IN THESE SIZES:



SQUARE
6" x 6"



RECTANGLE
6" x 9"




LARGE SQUARE
9" x 9"



CHESTERVILLE SERIES


The CHESTERVILLE series offers a smooth texture with an effortless, cobbled look to give your outdoor living area a classic touch.



SADDLEBROOK




SONORA



MOUNTAIN ASH




OCEAN SAND



CANYON BLEND

The **CHESTERVILLE** series is also available in our bold, vibrant **PREMIER** colors (see page 11).

CHESTERVILLE LAYING PATTERNS



CHESTERVILLE PAVERS ARE AVAILABLE IN THESE SIZES:



**SMALL
RECTANGLE**
4.5" x 6"



SQUARE
6" x 6"



RECTANGLE
6" x 9"



**LARGE
SQUARE**
9" x 9"



**LARGE
RECTANGLE**
9" x 12"




**JUMBO
SQUARE**
12" x 12"



VENIA SERIES

The VENIA series gives your outdoor living space a luxurious look while still feeling like home. Available in a variety of colors to customize the look you've always wanted, Venia meets the needs of any job you wish to complete for your outdoor living space.




SADDLEBROOK



SONORA



MOUNTAIN ASH



OCEAN SAND



CANYON BLEND



MIDNIGHT

FIRE PITS

Fire pits give your backyard the option to entertain friends and family in a warm, inviting environment. A Venia Dimensional fire pit gives a rustic feel. The fire pits are available in circle and square shapes to match your decor.



VENIA PAVERS ARE AVAILABLE IN THESE SIZES:

		
VENIA DIMENSIONAL TAPER 31	VENIA DIMENSIONAL TAPER 42	VENIA DIMENSIONAL
		
31 INCH ROUND	42 INCH ROUND	27 INCH SQUARE

*EACH VENIA DIMENSIONAL MEASURES NOMINAL SIZE 4" X 8" X 12"

VENIA SERIES (continued)



DECORATIVE WALLS & COLUMNS

Turn your space into a conversation piece with a wall that can provide both style and shape. Stone Creek's VENIA series offers the ability to construct a wall, columns, fire pits, fire places, and other landscape features that add structure to your outdoor living area.

Walls are a great tool for adding flow and creating pathways in your space. Adding a wall to your outdoor area will give your backyard definition you have been searching for.

Give your outdoor area a distinguished look with the addition of columns. Add a column as a complement to a stone wall or simply as a free-standing structure to give your backyard area a sense of purpose. Columns are perfect for designating entryways, accent lighting, or enhancing decor.



Your outdoor living area is an extension of your home.

Stone Creek Products manufactures a wide array of pavers in color blends that add beauty and luxury to your home at an affordable price.

Images within this sales guide serve as the closest representation of stone color as possible. Actual stones may vary slightly from photographic images.

LAKESIDE SERIES




SADDLEBROOK




SONORA



MOUNTAIN ASH



OCEAN SAND



CANYON BLEND

VENIA DIMENSIONAL



AVAILABLE IN ALL COLORS

RIVERVIEW SERIES




SADDLEBROOK




SONORA



MOUNTAIN ASH



OCEAN SAND



CANYON BLEND

BULL NOSE



AVAILABLE IN ALL COLORS

CHESTERVILLE SERIES




SADDLEBROOK




SONORA



MOUNTAIN ASH




OCEAN SAND



CANYON BLEND

HOLLAND PAVERS



AVAILABLE IN ALL COLORS

PREMIER COLORS*



COASTAL SLATE




OAK BLUFFS



SAHARA

ACCENT COLORS



MIDNIGHT



CHOCOLATE



IVORY

*Our **PREMIER COLORS** are available in squares, rectangles, and large squares.



PICTURED RIVERVIEW SERIES

STONE CREEK PAVERS

Be the envy of the neighborhood, add timeless style, and create a centerpiece that beautifully accentuates your pool and patio. Stone Creek offers a wide selection of pavers in colors and blends that bring your dreams to life. Perfect for patios, walkways, pools, decks, driveways, steps, walls, and more.

Our offerings come in all shapes and sizes so you can transform your space into an outdoor escape for any occasion. See below for the basics and a breakdown of every series.

PRODUCT	SIZE	SQFT/PALLET	PIECES/PALLET	PALLET WEIGHT
SMALL RECTANGLE	4.5x6	95	540	2554
SQUARE	6x6	113	480	3038
RECTANGLE	6x9	113	320	3038
LARGE SQUARE	9x9	107	200	2876
LARGE RECTANGLE	9x12	114	160	3065
JUMBO SQUARE	12x12	114	120	3065
HOLLAND PAVER	4x8	97	480	2608
VENIA DIMENSIONAL	4x8x12	--	90	2520
VENIA DIMENSIONAL TAPER 42	9x7.75x12	--	60	1316
VENIA DIMENSIONAL TAPER 31	5.5x7.75x8	--	75	1185
BULLNOSE	6x12	120	240	3226

PLEASE NOTE THAT THESE SIZES ARE NOMINAL SIZES AND NOT EXACT.



Break ground with the
truly groundbreaking.
**Break ground with
Stone Creek.**



**STONE
CREEK**
PRODUCTS

Stone Creek Products is a family-owned business with a passion for high-quality outdoor living products.

Developed from a heritage of successful manufacturing companies in the building industry, the Stone Creek Products plant produces pavers and landscape products in Arthur, IL.

T 217 543 3875

F 217 543 3877

info@stonecreekproducts.com

366 E SR 133 | ARTHUR, IL 61911

stonecreekproducts.com